

OFFICE

desk-mill

WALK WHILE YOU WORK

THE ULTIMATE OFFICE TREADMILL

You want the best for obvious reasons. The revolutionary Desk-Mill you can now combine work and exercise into one calorie burning, stress relieving activity.

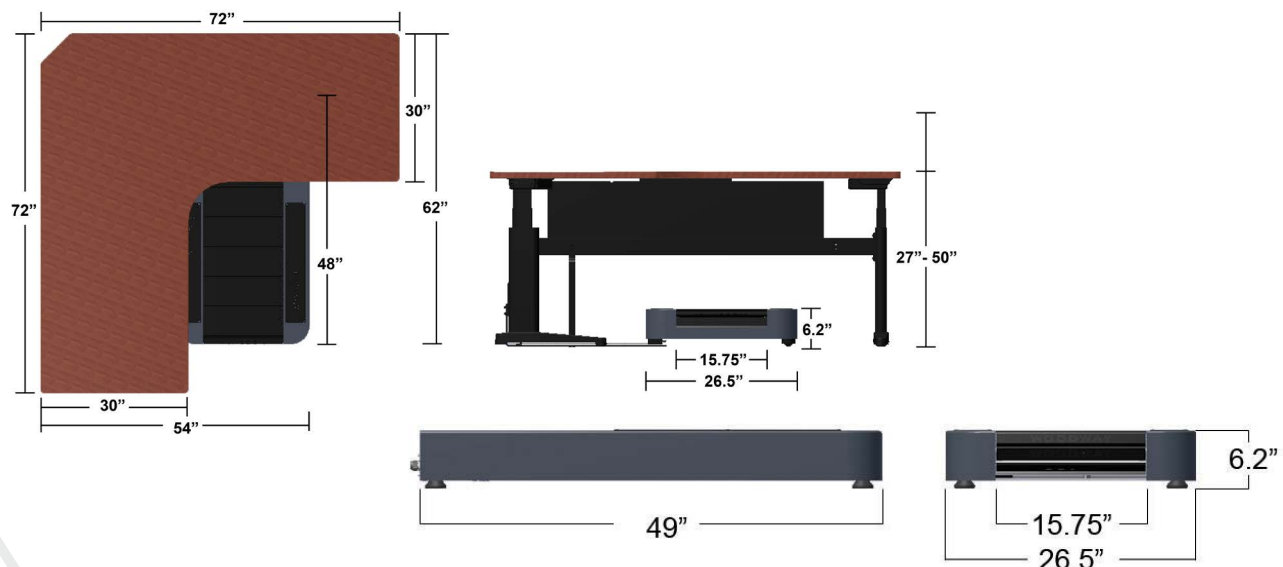
HOW IT WORKS

WOODWAY Engineers have developed a low profile, miniature version of our patented design that provides users with the most comfortable walking surface (even in dress shoes) right at their desk! Simply raise the desk to the optimum height, select your desired speed right on your computer or PDA and start burning calories.

LOWER OVERALL COSTS

The Slat Belt running surface also has distinct advantages for you and your facility. Lasting up to 150,000 miles without a single belt change or deck swap, it was designed to make up for conventional treadmills shortcomings, most notably wear and friction. The rubberized slats are built like a tank, literally. With 114 ball bearings the belt glides, which results in years of life with very little maintenance and up to 50% in electrical savings. There is no need to adjust and tension the belt, our design utilizes tracking rollers and a toothed pulley.

The result, the lowest maintenance and lowest total cost of ownership of any treadmill, so you can worry about more important things, like your members.



DESK-MILL

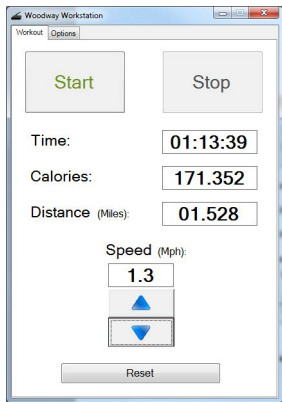

DESK FEATURES

- Height of desk power adjustable from 27" to 50"
- 3 user programmed desk heights
- Woodgrain laminated desk surface (Maple or Cherry color)

SLIDE RAIL MECHANISM

Allows the treadmill to slide under desk when not in use.

* Please Note: Woodway must review desk specifications to determine size & shape of desk are sufficient.



CONVIENENT USER PC CONTROL

- Works on your PC desktop in the background
- Multiple readouts monitoring speed, distance, time & calories

**OPTIONAL

Pocket PC with Bluetooth

● Standard Feature ○ Optional Feature

USER INTERFACE	
7" Touch Screen Display	<input type="radio"/>

Warranty: 5 year drive, motor and belt
3 year all components
1 year labor

PERFORMANCE SPECIFICATIONS	
0-3.5 MPH (0-5.5 km/h)	●
115 Vac 20 Amp	●

PHYSICAL SPECIFICATIONS	
Walking Surface Dimensions	15.75" W x 39" L (40 x 99 cm)
User Weight Capacity	Walking: 400 lb. (3.5 mph max)
Belt Type	68 Individual Slats
Drive System	146 Precision Ball Bearings with 6 Roller Guides (4 mm lateral tolerance)
Running Surface	Vulcanized Rubber (38-43 shore hardness)
Drive Motor	2 hp Continuous (5 hp peak) Brushless Servo
Unit Weight	245 lb. (shipping weight 295 lb.)
Width	26.5" (67 cm)
Length	49" (125 cm)
Height	6.2" (16 cm)
Power Supply	115 Vac 20 Amp Power Supply (Dedicated Circuit & NEMA 5-20R Outlet Receptacle Required)
Efficient AC Brushless Servo Motor	●
Custom Desk Configurations	○
Slide Rail Mechanism	○



CUSTOM DESK CONFIGURATIONS

Call to get an estimate on fitting your home or at work office with a custom Woodway Desk-Mill

TO LEARN MORE, VISIT WWW.WOODWAY.COM OR CALL 800.WOODWAY TO TALK TO A REPRESENTATIVE.